

Point	Line Segment	Line
Ray	Angle	

Points, Lines, Line Segments Sort

1. Activity 1: Sort the cards under the appropriate column.
2. Activity 2: For each numbered card, write whether it is a point, line, or line segment on the laminated card at the correct number.

1. Edge of a ruler

2. Hands of a clock at 3:00

3. Beam of light

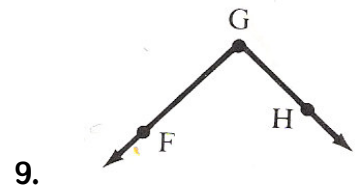
4. Edge of a piece of paper

5. Corner of a tennis court

6. Corner of a door

7. First to second base

8. Yardstick



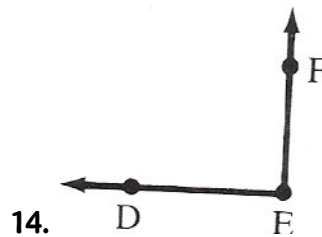






10. High jump bar

11. Horizon

12. Center of a dartboard

13. Point of a pencil



<p>19. </p>	<p>20. </p>	<p>21. <b>Arrow</b></p>
<p>22. </p>	<p>23. </p>	

Laminate card below and store in pouch when not in use.

1.	2.	3.
4.	5.	6.
7.	8.	9.
10.	11.	12.
13.	14.	15.
16.	17.	18.
19.	20.	21.
22.	23.	

1. Print out page 1 on cardstock. Fold in half (printed side out) and staple together on the sides. Page 1 now doubles as a sorting board and storage pouch.
2. Cut out cards and big numbered card; laminate.
3. Place big card and smaller cards in pouch when not in use.